

Hydraulic oil

MONTHLY CHECK!

Check level of hydraulic oil in sight glass on right side of machine (HV32).

Hydraulic oil level must be in center of sight glass.

Replace hydraulic oil after analysis or 2000 hours.

Fill hydraulic oil (HV32) at filter on right side of hydraulic oil tank.

Hydraulic oil is recommended to be changed at least every second year.

Engine oil

Change engine oil (W15-40) first time after 50 hours and thereafter every 200 hours or once annually.


WEEKLY CHECK!




Check oil level.

Check there is sufficient oil in engine (W15-40).

Check engine oil and refill on left side of engine.

Filters

Item No.	Name	Picture	Comments
790123	Diesel/Fuel filter for Hatz		<p>Change fuel filter before it becomes blocked or once annually to avoid problems starting. Fuel filter is in bottom of tank via suspended by a cord from the lid.</p> <p><i>If the machine is used many hours a day, diesel/fuel filter is recommended to be changed at least 2-3 times a year.</i></p>

<p>790129</p> <p>790118</p>	<p>Air filter Hatz B40 (latest)</p> <p>Air filter Hatz B30 (older model)</p>		<p>Air filter is recommended to be changed at least 4-5 times a year.</p> <p>Check air filter daily.</p> <p>Change air filter if blocked.</p> <p>Blow filter clean from inside out.</p> <p>Engine will overheat if filter is blocked, reducing air intake. It will produce a lot of smoke, traction power will be reduced and fuel consumption increase.</p>
<p>790140</p>	<p>Diesel filter Hatz with 3 pipes</p>		<p>Diesel filter is recommended to be changed at least every year.</p>
<p>780116</p>	<p>Hydraulic oil filter</p>		<p>Change hydraulic oil filter <u>first time after 50 hours</u> and thereafter every <u>500 hours</u> or once annually.</p> <p>NB: if oil color is milky white, there is water in the system. Change oil.</p> <p>Hydraulic filter is recommended to be changed at least once a year if it is used 30 min/day.</p>